

# ENABLING D2D TRANSMISSION MODE WITH ENERGY HARVESTING AND INFORMATION TRANSFER IN HETEROGENEOUS NETWORKS

Hong-Nhu NGUYEN<sup>1</sup>, Huu-Phuc DANG<sup>2</sup>, Si-Phu LE<sup>1</sup>, Thanh-Duc LE<sup>1</sup>,  
Dinh-Thuan DO<sup>3</sup>, Miroslav VOZNAK<sup>1</sup>, Jaroslav ZDRALEK<sup>1</sup>

<sup>1</sup>Department of Telecommunications, Faculty of Electrical Engineering and Computer Science, VSB–Technical university of Ostrava, 17. listopadu 15, 708 33 Ostrava, Czech Republic

<sup>2</sup>Faculty Electric and Electronics, Ho Chi Minh City University of Technology and Education, No.1 Vo Van Ngan Street, Linh Chieu Ward, Thu Duc District, Ho Chi Minh City, Vietnam

<sup>3</sup>Faculty of Electronics Technology, Industrial University of Ho Chi Minh City, 12 Nguyen Van Bao Street, Ho Chi Minh City, Vietnam

hongnhunguyen.vsb@gmail.com, 1627004@student.hcmute.edu.vn, lesiphu@gmail.com, duclt@kthcm.edu.vn, dodinhthuan@iuh.edu.vn, miroslav.voznak@vsb.cz, jaroslav.zdralek@vsb.cz

DOI: 10.15598/aece.v16i2.2393

**Abstract.** *The concept of energy harvesting-assisted relay has been introduced to support the relaying transmission using Device-to-Device (D2D) communications for enhancing communication reliability. Motivated by the recent advance in Heterogeneous Network (HetNet) using relaying techniques, we consider the D2D communication provided by Energy Harvesting (EH) assisted relay where signal is forwarded from a Base Station (BS) to the conventional cellular user (non-D2D user) and D2D user. We first derive the outage probability by taking into account the SNR and power allocation parameters, and propose the transmission mode for D2D link as well as non-D2D link. After deriving the outage probability of the D2D-HetNet, we explore the effects of the network parameters on the outage probability and throughput.*

## Keywords

*D2D, energy harvesting, HetNet, throughput analysis.*

## 1. Introduction

Today, the need of strengthening the network capacity via the distribution of small cell BSs (e.g., micro, pico, and femto) underlying the common macro cell BSs, especially HetNet which is increasingly growing up. For

example, for carrying a massive amount of throughput and bandwidth in satisfying the network quality in order to meet the fast growth of wireless handset number, HetNet likely affords to accustom because the wireless handset network capacity appears to achieve the limit. More and more BSs can be supported by HetNet to be distributed in good location to prevent interference. This provided us with a lot of development about network sufficiency and power employing in comparison with macro BSs. Nevertheless, many actual problems have arisen such as load balancing, traffic management, operation and maintenance etc. BSs network scope also has issues like capacity with low power consumption; therefore, wireless energy harvesting plays a very important role for green network for Fifth Generation (5G) world using infrastructures having sufficient and green energy in HetNet [1]. When using ambient Radio-Frequency (RF) signals with the new source for energy harvesting, one of the appropriate ways to harvest energy is parallel Wireless Information and Power Transfer (SWIPT) by collecting energy from ambient RF signals [2] and [3]. Accordingly, SWIPT helps to make the wireless device which can be obtained higher bandwidth efficiency when considering full-duplex mode in relaying networks [4]. However, the process of SWIPT realization has two main difficulties in the large network scope.

The HetNet helps to build up the network capacity through reusing a greater space [5], but this results in the increased interference [6], [7] and [8]. When BSs were distributed heavily, HetNet becomes more

attractive for efficient RF-SWIPT. Then the gap between the Mobile User (MU) and the BS in HetNet is much closer than in homogeneous macro cell networks. Furthermore, the total interference in HetNet could be an additional energy source with full frequency reuse. SWIPT technique with self-maintaining and inexpensive characteristics employing the interference in HetNet can increase the spectrum and energy efficiency.

Although the above details are very vital and made a stable infrastructure for promoting new D2D and K-tier network technologies, the effect of wireless power in such networks with D2D capability is less well evaluated. After studying mentioned result in [9], we analyze the design space of future wireless networks about outage performance and energy efficiency for the D2D networks to which energy harvesting enables. On the other hand, in this paper, the system in large-scale HetNet with an energy limited D2D transmitter will be considered. At first, the D2D transmitter collects energy from BSs. Then it performs transporting to the target D2D receiver which accompanies with different levels.

## 2. System Model and Protocol Description

We consider a scenario of D2D communications underlying a cellular network that is shown in Fig. 1, where  $D_2$  intends to exchange information with  $D_4$  in D2D link and  $D_2$  transmit signal from BS to normal cellular user  $D_3$ . In this paper, we consider K-tier communication (i.e. considering two tiers) which is assigned for D2D in the first tier and non-D2D transmission mode in the second tier.

### 2.1. System Model

In this paper, we consider a heterogeneous network, in which the second tier services primary user  $D_3$  by considering the Base Station (BS) wants to transfer information to the primary user  $D_3$ . It is noted that in such case  $D_3$  is assigned as non-D2D user. Meanwhile, the D2D user  $D_2$  wants to transfer its own information which intended for the the other D2D user  $D_4$ . Therefore,  $D_2$  not only forwards to the user in the tier 2 but also delivers the information in the tier 1 simultaneously. As a result,  $D_2$  plays in role of relay node and it required more energy to serve this duty. In particular, the relay  $D_2$  has the ability to scavenge energy from the received signals. Furthermore, the operation of all devices is half-duplex and every device has one signal antenna.

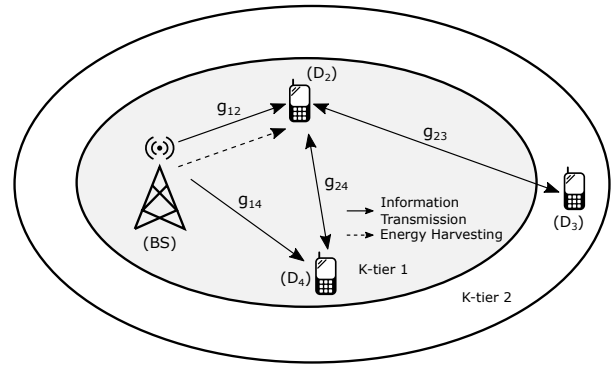


Fig. 1: The structure of two-tier networks for D2D applications.

In Fig. 2, we present a parameter  $\alpha_1^2$  ( $0 \leq \alpha_1^2 \leq 1$ ) denoting the fraction of the block time allocated for Energy Harvesting (EH) in the block time  $T/2$  with  $T$  denoted as block time for signal frame processing, node  $D_2$  is assumed as energy harvesting relaying node which uses Power Splitting-based Relaying (PSR) protocol [2], [3], [4] and [10]. We assume that all of the channels are quasi-static fading channels, following Rayleigh fading. Let  $g_{12}$ ,  $g_{23}$ ,  $g_{14}$ ,  $g_{24}$  denote as the channel coefficients between BS and  $D_2$ ,  $D_2$  and  $D_3$ , BS and  $D_4$ ,  $D_2$  and  $D_4$  in the concerned block time, respectively. Also, the channels are modeled as follows:  $g_{ij} \sim CN(0, \Phi_{ij})$  for  $ij = 1, 2, \dots, 4$ . In addition, the transmitted power of BS which is equipped a fixed power supply, i.e. power grid  $P_{S_1}$ , whereas there is no fixed energy supply for  $D_2$  and it thus needs to harvest energy from the received signals.

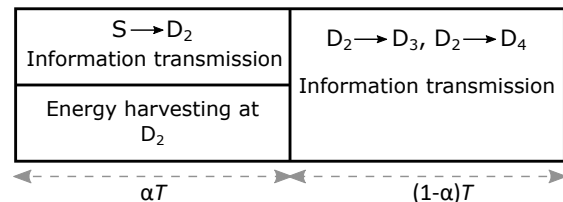


Fig. 2: Illustration of the key parameters in the power splitting protocol for energy harvesting and information processing at  $D_2$ .

### 2.2. The K-Tier Network Structure

In Fig. 1, we show the structure of a two-tier network, in which the first tier includes D2D users  $D_2$  and  $D_4$ , while  $D_3$  is considered as in a conventional cellular user. In this paper, the energy harvesting-assisted device  $D_2$  deploys a fraction of power to transmit the primary information from source BS to the normal cellular user and then uses remaining power to transmit signal for D2D link. It is worth noting that each user

only detaches related signal and we concern other signals as the unwanted interferers.

### 2.3. Energy Harvesting and Information Transfer Procedure

In the system model of power splitting-assisted energy harvesting and information transfer protocol includes two phases which are shown in Fig. 2 and it is applied as PSR (Power Splitting-based Relaying) protocol [10]. In phase 1, the BS transmits its information to  $D_2$ , energy harvesting of node  $D_2$  and  $D_4$  depends on the EH time of the block time and fraction of information split which is signed by  $\alpha_1$  and  $\alpha_2$ , respectively, while power allocation of the second link (including non-D2D and D2D link) is denoted as  $\alpha_3$  ( $0 < \alpha_1 < 1; 0 \leq \alpha_2 \leq 1; 0 \leq \alpha_3 \leq 1$ ). In principle of PSR,  $P_{S_1}$  is transferred the harvested signal at the relay  $D_2$  and the total block time denoted by  $T$ , from which half of the time,  $T/2$  is occupied for information processing at the first hop of the BS to relay  $D_2$  and the remaining half,  $T/2$  is used for the relay to destination  $D_3, D_4$ . In particular, the fraction of the received signal power,  $\alpha_1 P_{S_1}$  is used for energy harvesting and the remaining received power,  $(1 - \alpha_1)P_{S_1}$  is used for the source to relay information transmission.

In this scenario, the received signals at  $D_2$  can be expressed as:

$$y_{D_2} = \sqrt{P_{S_1}}g_{12}s_1 + n_{D_2}, \tag{1}$$

$$y_{D_4} = \sqrt{P_{S_1}}g_{14}s_1 + n_{D_4}. \tag{2}$$

Here,  $s_1$  is the primary signal intended for  $D_3$  in the different tier. It is assumed that  $E\{|s_1|^2\} = 1$ , where  $E\{\cdot\}$  is the expectation operator and  $|\cdot|$  is the absolute value operator, and noted that distance of each link is installed as simulation results in the next section.

Applying PSR protocol in energy harvesting, the transmitted power at  $D_2$  after energy harvesting is shown as

$$P_{D_2} = \eta\alpha_1^2 P_{S_1} |g_{12}|^2, \tag{3}$$

where  $0 \leq \eta \leq 1$  depicts the energy conversion efficiency and it depends on the rectifier and the energy harvesting.

Similarly,  $D_4$  can be fed by wireless power transfer from the BS. It can be computed the stored energy at the node  $D_4$  is shown as

$$E_h = \frac{1}{2}\eta\alpha_2^2 P_{S_1} |g_{14}|^2. \tag{4}$$

During the phase 2, after energy harvesting,  $D_2$  amplifies  $\sqrt{1 - \alpha_1^2}y_{D_2}$  together with the D2D-assisted information  $s_2$ , then forwards it to  $D_4$ . Interestingly,

we assume that the relay  $D_2$  in phase 2 can split its transmitted power into two parts:  $P_{D_2} = \alpha_3^2 P_{D_2} + (1 - \alpha_3^2)P_{D_2}$  for normal link (non-D2D) and D2D link. Thus, we have the broadcasting information at  $D_2$  is given by

$$s_{D_2} = \underbrace{G\sqrt{P_{D_2}\alpha_3^2} \left( \sqrt{1 - \alpha_1^2}y_{D_2} + n_{b1} \right)}_{\text{non-D2D signal}} + \underbrace{\sqrt{(1 - \alpha_3^2)P_{D_2}}s_2}_{\text{D2D signal}}, \tag{5}$$

where  $s_2$  is the unit-power transmitted information intended for  $D_4$ ,  $n_{b1} \sim CN(0, \sigma_{b1}^2)$  denotes the white Gaussian noise introduced by the signal conversion from passband to baseband at  $D_2$ . The amplifier factor  $G$  of  $D_2$  is given by

$$G = \frac{1}{\sqrt{(1 - \alpha_1^2) \left( P_{S_1} |g_{12}|^2 + \sigma_1^2 \right) + \sigma_{b1}^2}} \approx \frac{1}{\sqrt{(1 - \alpha_1^2) P_{S_1} |g_{12}|^2}}. \tag{6}$$

At the primary receiver  $D_3$ , we obtained the received signal at destination  $D_3, D_4$ , respectively, as below

$$y_{D_3} = g_{23}s_{D_2} + n_{D_3} \text{ and } y_{D_4} = g_{24}s_2 + n_{D_4}, \tag{7}$$

where  $n_{D_3} \sim CN(0, \sigma_{D_3}^2)$  and  $n_{D_4} \sim CN(0, \sigma_{D_4}^2)$  represents the additive white Gaussian noise (AWGN) introduced at  $D_3$  and  $D_4$ , respectively. Here,  $D_4$  want to detach to signal  $s_1$  where does not appear interference from the secondary signal  $s_2$ . At  $D_3$ , to decode signal  $s_1$ , the Signal-to-Interferences-plus-Noise Ratio (SINR) of  $D_3$  can be calculated by

$$\gamma_{D_3} = \frac{\eta\alpha_1^2\alpha_3^2 P_{S_1} |g_{12}|^2 |g_{23}|^2 \alpha_3^2}{1 - \alpha_3^2} \cdot \frac{1}{\frac{\eta\alpha_1^2 |g_{23}|^2 \alpha_3^2}{1 - \alpha_3^2} \left( \sigma_{D_2}^2 \alpha_3^2 + \frac{\sigma_{b1}^2 \alpha_3^2}{(1 - \alpha_1^2)} + (1 - \alpha_3^2) P_{S_1} |g_{12}|^2 \right) + \sigma_{D_3}^2}. \tag{8}$$

At the secondary receiver  $D_4$ , the received signal from the source along with the information intended for  $D_4$  can be written as

$$y_{D_4} = g_{24}s_{D_2} + n_{D_4} = \sqrt{(1 - \alpha_1^2)\alpha_3^2 P_{D_2} P_{S_1} G g_{12} g_{24}} s_1 + \sqrt{(1 - \alpha_1^2) P_{D_2} G g_{24}} n_{D_3} + \sqrt{P_{D_2} \alpha_3 G g_{24}} n_{b1} s_2 + \sqrt{(1 - \alpha_3^2) P_{D_2} G g_{24}} + n_{D_4}. \tag{9}$$

On the other hand, when  $\alpha_2 = 1$ , the BS only transfer power to the D2D user. It means that all the harvested power is allocated to harvest energy during all

time and no information processing in the link BS- $D_4$ . This leads to a result that  $D_3$  and  $D_4$  have the primary interference to treat  $s_1$  as interference and after  $D_3$  and  $D_4$  decode the secondary information  $s_1$ .

It is noted that  $\alpha_2^2 = 1$ , it can be computed the SNR expression as below

$$\gamma_{D_4} = \frac{\frac{\eta\alpha_1^2(1-\alpha_3^2)P_{S_1}|g_{12}|^2|g_{24}|^2\alpha_3}{1-\alpha_3}}{\beta_1 \left[ P_{S_1}|g_{12}|^2\alpha_3^2 + \sigma_{D_2}^2\alpha_3 + \frac{\sigma_{b_1}^2\alpha_3}{(1-\alpha_1^2)} \right] + \sigma_{D_4}^2}, \quad (11)$$

where

$$\beta_1 = \frac{\eta\alpha_1^2|g_{24}|^2\alpha_3}{(1-\alpha_3)}. \quad (12)$$

We assume that the antenna noise power is zero, i.e.  $\sigma_{D_2}^2 = \sigma_{D_4}^2 = 0$ . Thus, we have  $\sigma_{D_3}^2 = \sigma_{D_4}^2 = \sigma_{b_1}^2 = \sigma_0^2$  as a result from Eq. (8), Eq. (11). We can rewrite the received SNR of the node  $D_3$  and  $D_4$  as follows

$$\gamma_{D_3} = \frac{\frac{\eta\alpha_1^2\alpha_3^2P_{S_1}|g_{12}|^2|g_{23}|^2\alpha_3}{(1-\alpha_3)}}{\frac{\eta\alpha_1^2\alpha_3^2\sigma_0^2|g_{23}|^2\alpha_3}{(1-\alpha_3)(1-\alpha_1^2)} + \frac{\eta\alpha_1^2(1-\alpha_3^2)P_{S_1}|g_{12}|^2|g_{23}|^2}{(1-\alpha_3)\alpha_3^{-1}} + \sigma_0^2}. \quad (13)$$

Similarly, SNR at device  $D_4$  can be expressed by

$$\gamma_{D_4} = \frac{\frac{\eta\alpha_1^2(1-\alpha_3^2)P_{S_1}|g_{12}|^2|g_{24}|^2\alpha_3}{(1-\alpha_3)}}{\frac{\eta\alpha_1^2|g_{24}|^2\alpha_3}{(1-\alpha_3)} \left( P_{S_1}|g_{12}|^2\alpha_3^2 + \frac{\sigma_0^2}{(1-\alpha_1^2)}\alpha_3 \right) + \sigma_0^2}. \quad (14)$$

Accordingly, from formula of the obtained SNR of the non-D2D user  $D_3$  and the D2D user  $D_4$ , we can calculate the instantaneous rate at  $D_3$  and  $D_4$  as follows

$$R_{D_3} = \frac{1}{2} \log_2(1 - \gamma_{D_3}); R_{D_4} = \frac{1}{2} \log_2(1 - \gamma_{D_4}). \quad (15)$$

## 3. Outage Probability and Throughput Analysis

### 3.1. Outage Probability

The outage probability is defined that the data rate of the D2D user  $D_3$  and the cellular user  $D_4$  falls below the predetermined threshold target rate. Therefore, the outage probability for a given target rate  $F_i$  is given by

$$P_{out}(R_i < F_i) = \Pr(\gamma_i < f_i), \quad (16)$$

where  $i = D_3$  or  $i = D_4$ . Here, we set  $f_i = 2^{2F_i} - 1$ .  $F_i$  is the fixed source transmission. According to Eq. (14), we have the following propositions.

**Proposition 1:** Let denote

$$\lambda = \frac{\alpha_3}{1 - \alpha_3}, \quad (17)$$

$$l = \frac{\eta\alpha_1^2\alpha_3^2P_{S_1}}{\sigma_0^2}\lambda, \quad (18)$$

$$m = \frac{\eta\alpha_1^2(1-\alpha_3^2)P_{S_1}\lambda}{\sigma_0^2}, \quad (19)$$

$$k = \frac{\eta\alpha_1^2\alpha_3^2\lambda}{(1-\alpha_1^2)}. \quad (20)$$

The outage probability of  $D_3$  can be expressed as

$$P_{out}^{D_3} = 1 - \exp \left\{ -\frac{kf_{D_3}}{\Phi_1(l-mf_{D_3})} \right\} \sqrt{\frac{4f_{D_3}}{\Phi_1\Phi_2(l-mf_{D_3})}} \times K_1 \left\{ \sqrt{\frac{4f_{D_3}}{\Phi_1\Phi_2(l-mf_{D_3})}} \right\}, \quad (21)$$

where  $K_1(\cdot)$  is the modified Bessel function of the second kind. Interestingly in this paper, the outage probability of  $D_4$  can be calculated as Proposition 1.

*Proof:* Let  $X = |g_{12}|^2$ ,  $Y = |g_{24}|^2$  and define

$$N = \frac{qXY}{wXY + gY + 1}, \quad (22)$$

where we use the definition the CDF of  $N$  (i.e.  $F_N(n)$ ) can be easily derived through some algebraic manipulation. Finding out, we have  $P_{out}^{D_3} = F_N(f_{D_3})$ . The detailed derivation can be seen in [9].

Because of the secondary interference from the information transmission processing in the secondary network and the receiver antenna, the signal converts from pass-band to baseband at the secondary user  $D_2$ . It is quite easy to obtain from Eq. (13) that

$$\lim_{P_{S_1} \rightarrow \infty} \gamma_{D_3} = \frac{\alpha_3^2}{1-\alpha_3^2}.$$

Therefore,  $\gamma_{D_3} \rightarrow \frac{\alpha_3^2}{1-\alpha_3^2}$  the outage event of the secondary user  $D_3$  occurs all the time if  $f_{D_3} \geq \frac{\alpha_3^2}{1-\alpha_3^2}$  and the  $\alpha_3^2$  factor is chosen exactly, the equation  $P_{out}^{D_3} = 1$  will happen.

The outage probability the secondary user  $D_4$  can be written as following expression Eq. (10).

In this case, the secondary user can not remove the primary interference from BS when  $\alpha_2^2 = 1$ , yielding  $\lim_{P_{S_1} \rightarrow \infty} \gamma_{D_4} = \frac{1-\alpha_3^2}{\alpha_3^2}$ . As a result, we can calculate the exact expression of  $P_{out}^{D_4}$ . Likewise, we have  $P_{out}^{D_4} = 1$  if  $f_{D_4} \geq \frac{(1-\alpha_3^2)}{\alpha_3^2} \approx \frac{1-\alpha_3^2}{\alpha_3^2}$  and  $\alpha_2^2 = 1$ . This indicates a difficult problem how to choose the factor  $\alpha_3^2$  to satisfy this condition. Note that, when the  $\alpha_3^2$  decreases,  $P_{out}^{D_4}$  decreases, but results in  $P_{out}^{D_3}$  increasing. Otherwise, if the  $\alpha_3^2$  decreases,  $P_{out}^{D_4}$  increases, but results in  $P_{out}^{D_3}$  decreasing.

### 3.2. Throughput Analysis

**Proposition 1** Derives the outage probability at the  $D_3$  and  $D_4$ , respectively. In this paper, we con-

$$P_{out}^{D_4} = Pr[\gamma_{D_4} < f_{D_4}] = P\left[\frac{m|g_{12}|^2|g_{24}|^2}{(l|g_{12}|^2|g_{24}|^2 + k\frac{1}{\alpha_3^2}|g_{24}|^2 + 1)} < f_{D_4}\right]. \quad (10)$$

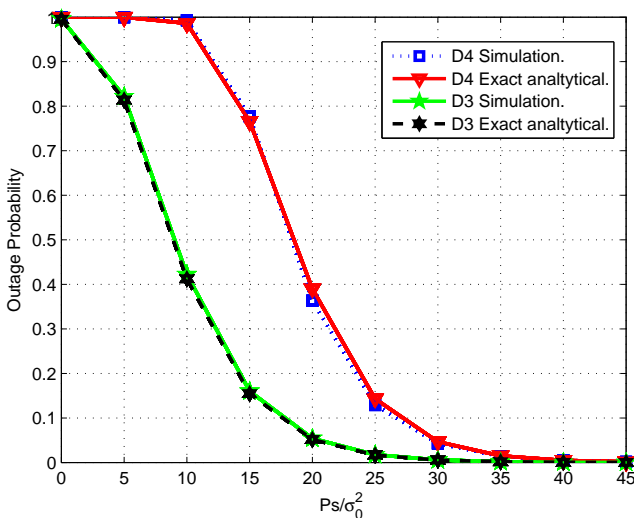
sider both the secondary and primary network. The throughput at  $D_3$  and  $D_4$  is given by

$$\tau_m = (1 - P_{out}^m) F_m, \quad (23)$$

where achievable throughput  $\tau_m$  with  $m$  is  $D_3$  or  $D_4$ . Here, the transmitter communicates with fixed rate  $F_m$  (bps·Hz<sup>-1</sup>). This number illustrates effective communication capability from the source node to the destination node in the block of time  $T$  seconds.

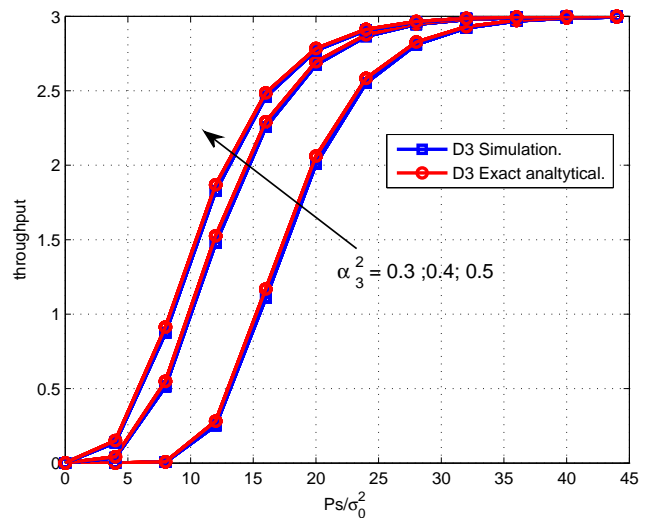
### 4. Numerical Results

In this paper, we consider outage performance of D2D link and non-D2D link with the help of energy harvesting-assisted relay node  $D_2$  to transfer information to D2D user in tier 1 and non-D2D in tier 2. In this section, we verify the accuracy of the proposed expressions by the simulation to demonstrate the performance of the proposed wireless energy harvesting and information transfer in HetNet. In the simulation, we set the distances of each link which are normalized. Let  $d_1$  denote the distance between BS and  $D_2$ , the distance between  $D_2$  and  $D_3$  are denoted by  $d_2$ . Similarly, we define  $d_3$  as the distance between BS and  $D_4$ , and the distance between  $D_2$  and  $D_4$  represented by  $d_4$ , and hence the average channel gains as  $\Phi_1 = 1/d_1$ ,  $\Phi_2 = 1/d_2$ , and  $\Phi_3 = 1/d_3$ ,  $\Phi_4 = 1/d_4$ , for  $g_{12}, g_{23}, g_{14}$  and  $g_{24}$ , respectively.

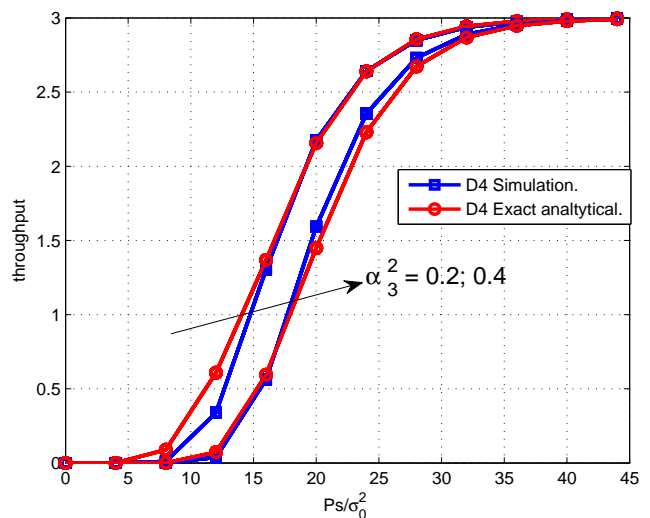


**Fig. 3:** Simulation based and analytical outage performance at  $D_3$  and  $D_4$ . Here,  $F_{D_4} = F_{D_3} = 3$  (bps·Hz<sup>-1</sup>),  $d_1 = d_2 = 0.5$ ;  $d_3 = 0.75$ ;  $\alpha_1 = 0.62$ ;  $\alpha_3 = 0.58$ .

In Fig. 3, the analytical results for outage probability are examined. For either D2D user and cellular user, the analytical expressions are confirmed. We observe that the analytical results match well with simulation results for cellular user  $D_3$ . Also, we find that outage performance of each type of link is different due to different power allocation. Besides, the floor value of outage probability remains stable level, especially at high SNR, which verifies our theoretical derivation.



**Fig. 4:** Simulation based and analytical throughput at  $D_3$ . Here,  $F_{D_3} = F_{D_4} = 3$  (bps·Hz<sup>-1</sup>);  $d_1 = d_2 = 0.5$ ;  $d_3 = 0.75$ ;  $\alpha_1 = 0.92$ ;  $\alpha_3 = 0.58$ .



**Fig. 5:** Simulation based and analytical throughput at  $D_4$ . Here,  $F_{D_3} = F_{D_4} = 3$  (bps·Hz<sup>-1</sup>);  $d_1 = 0.6$ ;  $d_2 = 0.4$ ;  $d_3 = 0.75$ ;  $\alpha_1 = 0.62$ ;  $\alpha_3 = 0.7$ .

In Fig. 4, we compare the result of simulation and exactly analysis at  $D_3$  in case of the increase from 0.3 to 0.5 of  $\alpha_3^2$ , we can see the throughput which will be better when the power allocation coefficient of the second link (including link assigned for non-D2D and D2D link), i.e.  $\alpha_3^2$  increases to 0.5, we obtain the highest throughput among concerned values. Besides, the simulation and exactly analysis have the same result.

Similarly, the throughput at node  $D_4$  is considered in Fig. 5, the throughput is low and it increases very slowly at SNR from 0 dB to 10 dB, but it increases quickly at SNR from 15 dB to 45 dB. Furthermore, when  $\alpha_3^2$  increases, the throughput at node  $D_4$  will increase very slowly.

## 5. Conclusion

In this paper, a tractable analytical framework for the evaluation of outage of D2D and non-D2D link in a general K-tier heterogeneous cellular networks has been developed. In particular, we have obtained simple expressions for the non-D2D user in terms of outage probability. Beside that, we have presented some guides to design energy harvesting-based multi-tier cellular networks and evaluate their performance under impacts of power allocation fractions for each kind of D2D link. The numerical results based on the analysis show that RF energy harvesting can enable technology to power cellular devices. In addition, the simulation results validate the derived expressions, which are efficiently computed numerically.

## References

- [1] ZHENG, Z., X. ZHANG, L. CAI, R. ZHANG and X. SHEN. Sustainable communication and networking in two-tier green cellular networks. *IEEE Wireless Communications*. 2014, vol. 21, no. 4, pp. 47–53. ISSN 1536-1284. DOI: 10.1109/MWC.2014.6882295.
- [2] NGUYEN, H. S., D. T. DO and M. VOZNAK. Two-Way Relaying Networks in Green Communications for 5G: Optimal Throughput and Tradeoff between Relay Distance on Power Splitting-based and Time Switching-based Relaying SWIPT. *AEUE-International Journal of Electronics and Communications*. 2016, vol. 70, no. 3, pp. 1637–1644. ISSN 1434-8411. DOI: 10.1016/j.aeue.2016.10.002.
- [3] DO, D. T. and H. S. NGUYEN. A Tractable Approach to Analyze the Energy-Aware Two-way Relaying Networks in Presence of Co-channel Interference. *EURASIP Journal on Wireless Communications and Networking*. 2016, vol. 2016, iss. 271, pp. 1–10. ISSN 1687-1499. DOI: 10.1186/s13638-016-0777-z.
- [4] KIEU, T. N., D.-T. DO, N. X. XUAN, T. N. NHAT and H. H. DUY. Wireless information and Power transfer for Full duplex relaying networks: Performance Analysis. In: *Proceeding of 2015 International Conference on Advanced Engineering-Theory and Application (AETA)*. Ho Chi Minh City: Springer, 2015, pp. 53–62. ISSN 1876-1100. DOI: 10.1007/978-3-319-27247-4\_5.
- [5] LIU, D., Y. CHEN, K. K. CHAI, T. ZHANG and M. ELKASHLAN. Opportunistic user association for multi-service HetNets using Nash bargaining solution. *IEEE Communications Letters*. 2014, vol. 18, iss. 3, pp. 463–466. ISSN 1089-7798. DOI: 10.1109/LCOMM.2014.012314.140090.
- [6] MADAN, R., J. BORRAN, A. SAMPATH, N. BHUSHAN, A. KHANDEKAR and T. JI. Cell association and interference coordination in heterogeneous LTE-A cellular networks. *IEEE Journal on Selected Areas in Communications - Special issue on cooperative communications in MIMO cellular networks*. 2010, vol. 28, iss. 9, pp. 1479–1489. ISSN 0733-8716. DOI: 10.1109/JSAC.2010.101209.
- [7] GHOSH, A., N. MANGALVEDHE, R. RATA-SUK, B. MONDAL, M. CUDAK, E. VISOTSKY, T. A. THOMAS, J. G. ANDREWS, P. XIA, H. S. JO, H. S. DHILLON and T. D. NOVLAN. Heterogeneous cellular networks: From theory to practice. *IEEE Communications Magazine*. 2012, vol. 50, iss. 6, pp. 54–64. ISSN 0163-6804. DOI: 10.1109/MCOM.2012.6211486.
- [8] ANDREWS, J. G., H. CLAUSSEN, M. DOHLER, S. RANGAN and M. C. REED. Femtocells: Past, present, and future. *IEEE Journal on Selected Areas in Communications*. 2012, vol. 30, no. 3, pp. 497–508. ISSN 0733-8716. DOI: 10.1109/JSAC.2012.120401.
- [9] WANG, Z., Z. CHEN, L. LUO, Z. HO, B. XIA and H. LIU. Outage Analysis of Cognitive Relay Networks with Energy Harvesting and Information Transfer. In: *IEEE ICC 2014 Signal Processing for Communications Symposium*. Sydney: IEEE, 2014, pp. 4348–4353. ISBN 978-1-4799-2003-7. DOI: 10.1109/ICC.2014.6884004.
- [10] NASIR, A. A., X. ZHOU, S. DURRANI and R. A. KENNEDY. Relaying Protocols for Wireless Energy Harvesting and Information Processing. *IEEE Transactions on Wireless Communications*.

2013, vol. 12, iss. 7, pp. 3622–3636. ISSN 1536-1276. DOI: 10.1109/TWC.2013.062413.122042.

## About Authors

**Hong-Nhu NGUYEN** M.Sc. was born in Tien Giang province, Vietnam, on March 7, 1971. He received B.Sc. Electronics Engineering from Ho Chi Minh city University of Technology in 1998, M.Sc. degrees in Electronics Engineering from University of Transport and Communications (Vietnam) in 2012. He worked as teacher vocational since 1998 until 2002 and teacher Nguyen Tat Thanh University since 2002 until 2006. Now, he was a dean faculty of Electric Electronic Telecommunications Department, the Ho Chi Minh city Technical and Economic College.

**Huu-Phuc DANG** received the B.Sc. degree in Electrical-Electronics Engineering from HCMC University of Technology and Education, Vietnam (2004), and M.Sc. degree in Automation Control from HCMC University of Ho Chi Minh City University of Transport, Vietnam (2012). He is working at Tra Vinh University and is also Ph.D. student of Ho Chi Minh City University of Technology and Education, Vietnam. His research interest includes signal processing in wireless communications network, automation control.

**Thanh-Duc LE** M.Sc. was born in Ho Chi Minh city, Vietnam, on September 24, 1980. He graduated from Bach Khoa University with Bachelor of engineering degree in 2003 and Master of engineering degree in 2007. he worked as lecturer at Ho Chi Minh city Technical and economic College since 2007 until 2016. Now he is a dean of department Scientific and Technology Management.

**Si-Phu LE** B.Sc. was born in Da Nang city, Vietnam, on October 23, 1985. He graduated from Nha Trang University with Bachelor of engineering degree in 2010 and Master of Business Administration in 2013. He is working as lecturer at Van Lang University since 2009. In 2008, he joined IAESTE program at Manipal Institute of Technology-India, worked in Computer Network and Telecommunication. From

2009 to 2010, he attended Software Engineering course for SEGVN at Carnegie Mellon University-Pittsburgh. His research interest includes automation, wireless communication, computer network, energy harvesting, digital signal processing, embedded system and information system.

**Dinh-Thuan DO** received the B.Sc. degree, M.Sc. degree, and Ph.D. degree from Vietnam National University (VNU-HCMC) in 2003, 2007, and 2013 respectively, all in Communications Engineering. He was a visiting Ph.D. student with Communications Engineering Institute, National Tsing Hua University, Taiwan from 2009 to 2010. Prior to joining Ton Duc Thang University, he was senior engineer at the VinaPhone Mobile Network from 2003 to 2009. Dr. Thuan was recipient of Golden Globe Award from Vietnam Ministry of Science and Technology in 2015. His research interest includes signal processing in wireless communications network, cooperative communications, full-duplex transmission and energy harvesting.

**Miroslav VOZNAK** is an Associate Professor with Department of Telecommunications, VSB-Technical University of Ostrava. He is currently with the VSB-Technical University of Ostrava and he was appointed as an associate professor in 2009. His professional knowledge covers generally Information and Communication technology, in his research, he deals with wireless networks, Voice over IP, security and optimization problems. He is an Advances in Electrical and Electronic Engineering, Mobile, Embedded and Distributed Systems. He was IEEE Senior member and served as Chair of various international conferences.

**Jaroslav ZDRALEK** holds position as an associate professor with Department of Telecommunications, VSB-Technical University of Ostrava, Czech Republic. He received his M.Sc. degree in Computer Science from Slovak Technical University of Bratislava, Slovakia in 1977. He received his Ph.D. degree from VSB-Technical University of Ostrava in 2002, dissertation thesis "Diagnostic system without dismantling of locomotive controller". His research is focused on fault tolerant system and communication technologies.